







Structural Foam

Covers for 18x30 Structural Foam Basins





	Part Number	Structural Thickness	Discharge Flange	Threaded Vent Flange	Slip & Slip
 	STRUCTURAL FOAM SPLIT				
	SF114	1 1/4"	1 1/4" 1 1/2" 2" or 3"	2" or 3"	1 1/4" 1 1/2" 2" or 3"
	SF115 With Inspection/ Control Cover	1 1/4"	1 1/4" 1 1/2" 2" or 3"	2" or 3"	1 1/4" 1 1/2" 2" or 3"
   	STRUCTURAL FOAM SOLID				
	SF16101 T-Top™	11/16"	1 1/4" 1 1/2" 2" or 3"	2" or 3"	1 1/4" 1 1/2" 2" or 3"
	SF16101B T-Top™ (Blank)	11/16"	N/A	N/A	N/A
	SF16314 T-Top™ with Inspection	11/16"	1 1/4" 1 1/2" 2" or 3"	2" or 3"	1 1/4" 1 1/2" 2" or 3"
	SF2000E	5/8"	N/A	N/A	1 1/4" 1 1/2" 2" or 3"

An Automatic Level Control (ALC) flange is available on the SF114 and STL114 Covers

All Our Sewage Covers Have the Following Features :

Water tight and odor control | Bolt Circle Diameter 19 1/2" | Outside Diameter 20 1/2"

Covers for 18x30 Structural Foam Basins

	Part Number	Structural Thickness	Discharge Flange	Threaded Vent Flange	Slip & Slip
 STEEL SPLIT	STL114	.078"	1 1/4" 1 1/2" 2" or 3"	2" or 3"	1 1/4" 1 1/2" 2" or 3"
	 STEEL SOLID	STL16	.100"	1 1/4" 1 1/2" 2" or 3"	2" or 3"
 STEEL SOLID	STL18B	.100"	N/A	N/A	N/A
 STEEL SOLID	STL2000E	.078"	1 1/4" 1 1/2" 2" or 3"	N/A	1 1/4" 1 1/2" 2" or 3"

An Automatic Level Control (ALC) flange is available on the SF114 and STL114 Covers

All Our Sewage Covers Have the Following Features :

Water tight and odor control | Bolt Circle Diameter 19 1/2" | Outside Diameter 20 1/2"